

This firmware update is for all D756USTi and DH759USTi Ultra Short Throw Projectors

Fixes & Improvements:

- Fixed calibration not working correctly on Windows 10
- Fixed double click not working on Windows 10 build 1607 Anniversary update and above
- Improved ambient light handling
- Improved tracking

Prerequisite:

[NovoPointer version 2.1.42.203](#) needs to be installed on the computer before continuing to update process.

1. Download & prepare

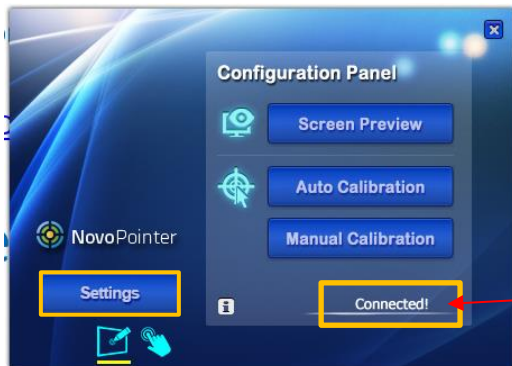
Preparation:

1.1 Download the firmware file from the link below:

- 1 Firmware: [DOWNLOAD](#)

2. Update Process

2.1 Update the firmware



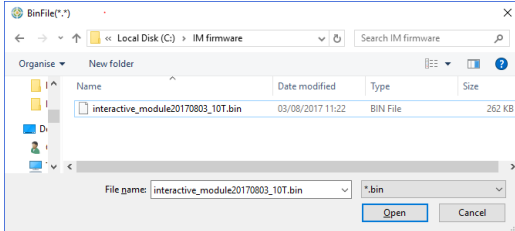
- 1) Start the NovoPointer application
- 2) Click on the “**Settings**” button

Note:

For the next update step, your status must be shown as “connected.”

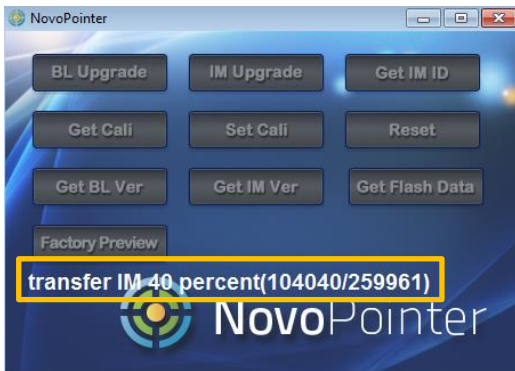


3) Click on the “IM Upgrade” button.

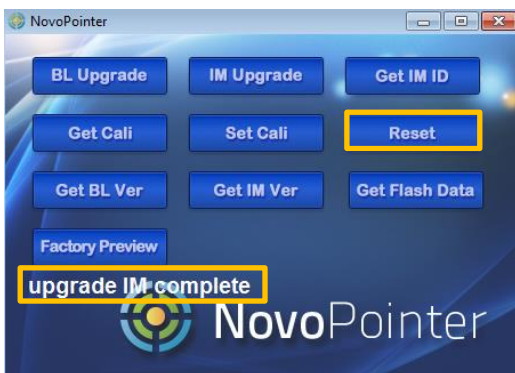


4) Select the bin file:
① (interactive_module20170803_10T.bin)

DO NOTE UNPLUG OR SHUT DOWN THE COMPUTER DURING THE UPGRADE PROCESS



5) The update progress message will be displayed...
Wait for the update to complete to 100 percent

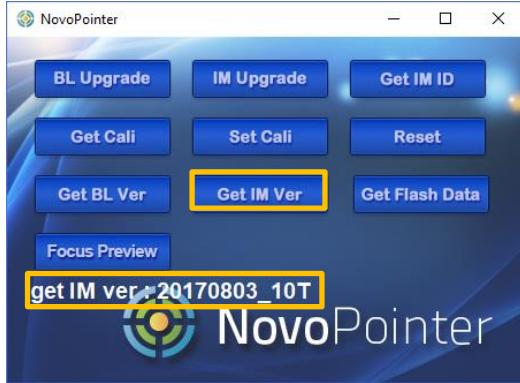


6) Once the update completed, click on the “Reset” button.

NOTE: if USB does not connect after pressing reset, unplug USB cable and reinsert it

3. Confirm the version of the software

3.1 Confirm if your firmware update has been done successfully by reading the firmware version.



- 1) Confirm the version by clicking on the “Get IM Ver” button.

The latest version is 20170803_10T.

3.2 Update Complete